

OASIS 610 ST

CATALOG



WINGAMM

THE NEW DIMENSION OF TRAVELLING

DOUBLE SLEEPING AREA, REAR GARAGE, BATHROOM WITH SEPARATE SHOWER IN 6 METERS OF MANEUVERABILITY AND ELEGANCE



Daytime layout



Nighttime layout

Oasi 610 ST is characterized by **two completely separate sleeping areas**: the front drop-down bed and the bunk beds in the rear. If you are traveling in 2 or 3, and the lower rear bed is not needed, the bunk beds, with a simple gesture, transform into a large garage compartment for the transport of bikes, scooters, camping equipment and everything you need for the holiday en plein air.

Well sized based on Fiat Ducato with **3,800 mm wheelbase**, has **a very short rear overhang, a widened rear track and 16 "tires for maximum road holding, stability and lower consumption** with performances that always amaze!

As in all Oasi models, the entrance door and external hatches are equipped with **central locking "Safety Block System"** and the **floor is fully heated** with the "Floor Comfort System".

WINGAMM OASI 610 ST

TECHNICAL FEATURES



FEATURES

Despite having the size of a classic van, compared to the Oasi 540, its younger brother, the Oasi 610 ST has considerable space thanks to Wingamm's design experience that has managed to optimize the layout so as not to give up anything.



01 // LIVING AREA


The welcoming **front leaving area** it offers a semi-dinette completed by Captain Chair cabin seats, both swivel, and an additional seat to the left of the entrance; this seat is also well served by the oval table, which is equipped with a sliding and swivel system.





02 / KITCHEN BLOCK

Contemporary design for the **kitchen block** with top in resistant HPL laminate with steel sink. The hob has 2 burners with a flush-top lid and the trivalent refrigerator is a 96L with freezer compartment. In the **kitchen block** ST version the (which in the GL version is to the right of the door, behind the passenger seat) is positioned to the left so as to be **can also be used with the fold-down bed in the night position.**



03 / BED UP-AND-OVER

The wingamm patented double longitudinal fold-down bed is quick and easy to use and comes complete with wooden slats and memory-foam mattress. The side wall units remain usable also from the drop-down bed. It always stays ready to use with duvets and pillows in place. The side wall units remain usable also from above the bed. With the SkyView panoramic roof over the head of the bed, you can fall asleep looking at the stars.



O4 / TOILET COMPARTMENT

The toilet compartment located in the rear area is made of solid fiberglass and HPL laminate. The corner sink console in solid ivory-colored fiberglass amazes for its size.



O5 / GARAGE

The garage compartment is made of double fiberglass shell, X-Tra-fit Technology, **waterproof, indestructible, and easily washable.** It is accessible both from the outside through two large side doors and from the inside (3 BERTHS VARIANT).

VARIANT / GRAND-GARAGE

The **Grand-Garage** provides for the elimination of bunk beds and the closure of the posterior area, which **becomes a large garage space from floor to ceiling**, all made of fiberglass **X-Trafit System**, warmed up. It is equipped with a series of hanging cabinets both on the side walls above the external doors and on the rear wall above the window. A door at eye level gives the possibility to access the garage compartment from the living area.





WHY CHOOSE WINGAMM

O1 / DRIVE

Our vehicles are a concentrate of design, practicality and driving pleasure: a real second home that accompanies you where other campers don't dare! An agile and silent driving experience by limiting vibrations and pitching to the maximum.



Having tried a Wingamm, there is no turning back: the silence, the comfortable climate, the welcoming environment, the pleasure of driving, the convenience of getting anywhere.

O2 / COMFORT





O3 // SAFETY AND SOLIDITY

Wingamm motorhomes are unique in terms of safety and longevity thanks to the distinctive fiberglass monocoque that guarantees thermal comfort, silence, impermeability and robustness unmatched compared to traditional paneled motorhomes. Added to this is the offer of the most modern safety features related to the tractor and the centralized locking of all accesses and lockers.



We design and manufacture all custom-made furnishings for each individual model, optimizing liveability and functionality to the maximum. Continuous research and investment in ergonomic and functional solutions in order to ensure maximum habitability in more compact and manageable campers than the competition.

O4 // DESIGN AND ERGONOMICS

05 / VALUE OVER TIME

The official Eurotax price lists show how the Wingamm second hand is highly sought after and has the best performance in maintaining value over the years compared to the competition. In fact, the first models produced more than 40 years ago are still in circulation and, thanks to the fiberglass body and the quality of the product, they still have perfectly comfortable and functional cockpits.



TECHNICAL DETAILS (1/2)



External length	MM	6.103
External width	MM	2.240
External height	MM	3.030
Internal height	CM	199
No. of axles	N.	2
Wheelbase	MM	3.800
Rear overhang	MM	1.355
Steering radius	MT	13,90
Monocoque thickness	MM	30
Floor thickness	MM	50
Overall maximum weight	KG	3.500
Weight in running order	KG	3.047
Payload	KG	453
Wheels size		16"
Garage door – Height and width (left side)	MM	839 x 509
Garage door – Height and width (right side)	MM	1105 x 471/605
Garage internal dimensions	CM	133 x 85 / 75
Garage payload	KG	200
External rear motorbike rack payload (OPT)	KG	150
Towbar payload (OPT)	KG	2.000

TECHNICAL DETAILS (2/2)



POWER ENGINE	2.3 JTD 140 CV EURO 6D FINAL
Front wheel drive	SERIE
Extended width of the rear axle 1980 mm	SERIE
Reinforced suspension	SERIE
Alloy wheels 16"	SAFETY PACK
TPMS (Tyre Pressure monitoring System)	SAFETY PACK
Front mudguard	DESIGN PACK
Fix & Go	SERIE
Manual gearbox 6 gears	SERIE
AUTOMATIC gearbox AT9 – 9 gears – OPT	OPTIONAL
Hydraulic power steering	SERIE
Body paint Bianco 549	SERIE
External door handels in body-color White 549	DESIGN PACK
Bumper and SKY VIEW frame in body-color White 549	DESIGN PACK
Fuel tank + AD Blue tank	90 LT
Driver AIRBAG	SERIE
Passenger AIRBAG	SAFETY PACK
TRACTION PLUS (ESP/ASR/Hill Holder/LACK)	SAFETY PACK
Cruise control	SAFETY PACK
AEBS LDWS	OPTIONAL

W – FACTOR



W – Monocoque Cabin in fiberglass 100% waterproof – winterproof – hailproof	SERIE
W – Monocoque Cabin Automotive Design – Made in Italy	SERIE
W – Load bearing walkable roof 100% hailproof	SERIE
W – Entry door in fibreglass, flush-finish design with XL dustbin	SERIE
W – External doors in fiberglass flush finish design	SERIE
W – External lockers in fiberglass insulated	SERIE
W – Retractable hinges THIRD on entry-door and all external lockers	SERIE
W – Safety Block System Centralized lock for all external doors via remote control	WINGAMM PACK
W – Customized engine-start key	SERIE
W – Floor Comfort System Heated floor The ultimate-winter protection	SERIE
W – Freshwater and Greywater tank insulated and heated Winterproof	SERIE
W – Garage X-Trafit A double shell in solid fiberglass completely heated	SERIE
W – External rear locker in solid fiberglass insulated and heated Integrated in the rear bumper	SERIE
W – Acoustic Comfort System The Wingamm Sound of Silence	SERIE
W – ERGONOMIC INTERIOR ITALIAN DESIGN	SERIE
W – Longitudinal double drop-down-bed 350 Kg Patented	SERIE
W – NO VIBRATION CONCEPT special furniture gluing-system ensures significantly less road noise & external noise	SERIE

W – FEATURES



FRONT CABIN

Front cabin CAPTAIN CHAIRS with armrests, swivelling	DESIGN PACK
Automotive-cover for driver and passenger seat	DESIGN PACK
Wingamm carpet for frontcabin	WINGAMM PACK
Wingamm carpet for entrydoor	WINGAMM PACK
Thermic Windscreen curtain	SERIE
No step between front cabin and living area	SERIE

LIVING AREA | space – comfort – functionality

Minimal chic Design and brilliant color references for a comfortable and functional living area	SERIE
Wingamm meticulous use of space ensures comfort and functionality	SERIE
Special furniture gluing-system ensures significantly less road noise & external noise	SERIE
Spacious and comfortable "L" shaped dinette a bright sharing area	SERIE
Oval king size table with sliding system and 360° rotation	SERIE

W – FEATURES



PERFECT SLEEP SYSTEM | for a deep and restorative sleep

Longitudinal double drop-down-bed 350 Kg Patented SERIE	SERIE
Cold-foam Mattress with MEMORY FOAM top and Silver Protection offering uncompromising comfort and support all night long	SERIE
Soft zip-off cover, washable	SERIE
Wooden slats for double bed	SERIE
Large cupboards at the side of the drop-down-bed almost all accessible from the bed as well	SERIE
Slats for bunk beds – cm 90x200	OPTIONAL

KITCHEN | A great italian passion

The kitchen block is functional, and well equipped with a touch of Italian design of the highest quality	SERIE
Kitchen wall is made of washable, splashproof fiberglass	SERIE
Large steel sink	SERIE
High single-lever mixer in chrome brass	SERIE
2 burners gas cooker with electronic ignition and glass cover	SERIE
Absorption refrigerator	SERIE
Kitchen work-surface well lighted from the under-cabinet LED light	SERIE
Many drawers all completely removable	SERIE
Drawers provided with SOFT CLOSE System	SERIE
Dometic Gas Oven 20Lt	OPTIONAL
Sink cover	OPTIONAL

W – FEATURES



THE SHAPES OF LIGHT

The LED technology meets the Italian design	SERIE
2 LED spots over the drop-down-bed	SERIE
Under-cabint LED lights provided with dimmer for the intensity adjust	SERIE
LED spot-lights with touch control to switch from the day white light to the blue night light	SERIE
LED external lamp	OPTIONAL
LED Blue light underneath the entry step It turns on automatically when the door opens	SERIE
Pair of reading spotlights for bunk beds	SERIE

WINDOWS AND HATCHES | Plenty of daylight and fresh air

Seitz S7 windows with elegant aluminum frame, flush-glass and multi-block safety lock	SERIE
Contemporary pleated blinds and roll-up mosquito net on all windows and roofwindows	SERIE
Panoramic Sky View roof above the drop-down bed with pleated blind and roll-up mosquito net	SERIE
Mosquito net at the entrydoor	WINGAMM PACK
Seitz Miniheki hatches pleated blinds and roll-up mosquito net	SERIE
King-size dustbin at the entry door easy open system	WINGAMM PACK
Easy access thanks to the lowered COUPÉ inside step	SERIE
Blinds for chassis cab windows	WINGAMM PACK

W – FEATURES



MY SPA

Shower column "Ardesia design" Backlit	SERIE
Height adjustable hand shower on chromed bar	SERIE
Shower tray in elegant and solid fiberglass	SERIE
Waterproof shower platform "Ardesia Design"	OPTIONAL
Adjustable ceramic cassette toilet	SERIE
Sink in solid fiberglass – surprising dimensions	SERIE
Sink and shower mixers both in chromed brass	SERIE
Cupboard under sink with chromed toilet paper holder	SERIE

WATER SYSTEM

High performance SHURFLO pressostatic water pump with very little maintenance	SERIE
Fresh watertank and waste watertank insulated and heated	SERIE
Tanks Drain valves in antifreeze and heated position	SERIE

HEATED SYSTEM

Truma VARIO HEAT + Truma Boiler	SERIE
Truma CP-Plus digital control panel for heating control	SERIE
W-Floor Comfort System Heated floor Winterproof	SERIE
Truma Gas Regulator, DuoControl with crash-sensor – filling level indication and automatic gas-bottle switching	SERIE

W – FEATURES



ELECTRIC SYSTEM

Multifunction digital control panel above the entrance door	SERIE
Automotive concept for the Service Unit underneath the passenger seat it is provided with service battery electronic switching charger 16A RelèBox Fuses box easily accessible from the passenger seat bottom	SERIE
12V/220V/USB power outlet	SERIE
220V power outlet inside the toilette cabinet	WINGAMM PACK
Electric step at the entrydoor provided with safety alarm system	WINGAMM PACK
Solar panel	OPTIONAL
3LION – Battery LiFePo4 12V-100Ah with BMS of 100A Charger DC-DC 12V-40A ENERGY METER 12V-150A: control panel	OPTIONAL

INFOTAINMENT

TV PACK: SAT- antenna, TV-support and TV LED	OPTIONAL
MEDIA PACK 1: Radio DOPPIO DIN and Reversing Camera	OPTIONAL
MEDIA PACK 2: Naviceiver and Reversing Camera	OPTIONAL
ALARM SYSTEM + GPS	OPTIONAL
Truma i-Netbox	OPTIONAL

VERANDA

FIAMMA F45S awning 3 MT	OPTIONAL
Special Alu Profile for Wingamm	OPTIONAL

STANDARD COLORS REFERENCES

WINGAMM ITALIAN STYLE



FABRIC MOWINGUI





INTERIOR TOUCHER



OPTIONAL DOLOMITI WINGAMM ITALIAN STYLE



OPTIONAL COSTIERA WINGAMM ITALIAN STYLE



OPTIONAL METROPOLI WINGAMM ITALIAN STYLE



CONTACTS

Wingamm Group SRL

VAT number: 00654240233

Via Nassar, 40
SS12 Brenner 37026
Settimo di Pescantina (VR)

+39 045 6750108
info@wingamm.com

