


OASI 540

CATALOG




WINGAMM

THE NEW DIMENSION OF TRAVELLING



Daytime layout



Nighttime layout

ARRIVE AND PARK WHEREVER YOU WANT WITH THE COMFORT OF YOUR DREAMS

All features **premium from the Oasi** range expressed in a compact form to face every journey with maximum dynamism and without sacrificing comfort.

A **unique and refined look enclosed in small dimensions, dedicated to the itinerant, curious, modern** couple, who shuns banality and wants to tackle every trip without compromise, to discover the villages and less conventional destinations.

Compact, aerodynamic, light: the performance of the camper **Oasi 540** they are compelling and fascinating. Thanks to the small size and aerodynamics of the **monocoque in fiberglass** driving comfort is unmatched, especially on long journeys.

The small external dimensions (the length of only 5.40mt) make it even more stunning **generosity of the interior spaces.**

WINGAMM OASI 540

TECHNICAL FEATURES

Travel seats **4 people**

Sleeps **3+1 people**

Total mass **3.500 Kg**

**FIAT DUCATO
EURO 6D FINAL**

Length **5.420 mm**

Rear overhang **1.472 mm**

Wheelbase **3.000 mm**

Turning Circle **11.40**



FEATURES

The rearward positioning of the door allows you to make full use of the spaces, giving you a large kitchen and a spacious toilet even if in very small overall dimensions. The living area, thanks to the luxurious finishes of the furnishings, offers excellent liveability even with guests.



01 / L-SHAPED DINETTE

The large and welcoming L-shaped dinette, facing the kitchen, is a welcoming space that can be transformed into a single bed if necessary. The dinette table, oval, is fixed on a translator to be able to move it to the desired position. The “L” -shaped dinette is completed by the “captain chair” cab seats, both swiveling. The fabrics to customize the living area can be chosen from precious jacquards.





02 / KITCHEN BLOCK

With a contemporary design it develops on the right side of the vehicle and is divided into numerous drawers and compartments closed by doors with elegant chrome push-lock handles. The worktop is surprising: 2-burner hob with flush-top lid, large fiberglass sink and 96 Ltr trivalent refrigerator. By giving up the seat behind the passenger seat, it is possible to install a larger kitchen unit with a functional support surface, spacious drawers and compartment.



03 / BED UP-AND-OVER

The wingamm patented double longitudinal fold-down bed is quick and easy to use and comes complete with wooden slats and memory-foam mattress. The side wall units remain usable also from the drop-down bed.



04 / TOILET COMPARTMENT

The toilet compartment located in the rear area is made of solid fiberglass and HPL laminate. The corner sink console in solid ivory-colored fiberglass amazes for its size.



05 / FURNISHINGS

The sinuous, bright and light furnishings are designed to obtain the most functional use of space and unparalleled comfort. The furniture decorations can be chosen from the numerous proposals of colors and essences to satisfy every need.



WHY CHOOSE WINGAMM

O1 // DRIVE

Our vehicles are a concentrate of design, practicality and driving pleasure: a real second home that accompanies you where other campers don't dare! An agile and silent driving experience by limiting vibrations and pitching to the maximum.



O2 // COMFORT

Having tried a Wingamm, there is no turning back: the silence, the comfortable climate, the welcoming environment, the pleasure of driving, the convenience of getting anywhere.





03 // SAFETY AND SOLIDITY

Wingamm motorhomes are unique in terms of safety and longevity thanks to the distinctive fiberglass monocoque that guarantees thermal comfort, silence, impermeability and robustness unmatched compared to traditional paneled motorhomes. Added to this is the offer of the most modern safety features related to the tractor and the centralized locking of all accesses and lockers.



We design and manufacture all custom-made furnishings for each individual model, optimizing liveability and functionality to the maximum. Continuous research and investment in ergonomic and functional solutions in order to ensure maximum habitability in more compact and manageable campers than the competition.

04 // DESIGN AND ERGONOMICS

05 / VALUE OVER TIME

The official Eurotax price lists show how the Wingamm second hand is highly sought after and has the best performance in maintaining value over the years compared to the competition. In fact, the first models produced more than 40 years ago are still in circulation and, thanks to the fiberglass body and the quality of the product, they still have perfectly comfortable and functional cockpits.



TECHNICAL DETAILS (1/2)



External length	MM	5.420
External width	MM	2.240
External height	MM	3.030
Internal height	CM	199
No. of axles	N.	2
Wheelbase	MM	3.000
Rear overhang	MM	1.472
Steering radius	MT	11,40
Monocoque thickness	MM	30
Floor thickness	MM	50
Overall maximum weight	KG	3.500
Weight in running order	KG	2.845
Payload	KG	655
Wheels size		16''
Garage door – Height and width (left side)	MM	–
Garage door – Height and width (right side)	MM	–
Garage rear door – Height and width	CM	–
Garage payload	KG	–
External rear motorbike rack payload (OPT)	KG	150
Towbar payload (OPT)	KG	2.000

TECHNICAL DETAILS (2/2)



POWER ENGINE	2.2 JTD 140 CV EURO 6D FINAL
Front wheel drive	SERIE
Extended width of the rear axle 1980 mm	SERIE
Reinforced suspension	SERIE (escluso 540)
Alloy wheels 16"	SAFETY PACK
TPMS (Tyre Pressure monitoring System)	SAFETY PACK
Front mudguard	DESIGN PACK
Fix & Go	SERIE
Manual gearbox 6 gears	SERIE
AUTOMATIC gearbox AT9 – 9 gears – OPT	OPTIONAL
Hydraulic power steering	SERIE
Body paint Bianco 549	SERIE
External door handels in body-color White 549	DESIGN PACK
Bumper and SKY VIEW frame in body-color White 549	DESIGN PACK
Fuel tank + AD Blue tank	90 LT
Driver AIRBAG	SERIE
Passenger AIRBAG	SAFETY PACK
TRACTION PLUS (ESP/ASR/Hill Holder/LACK)	SAFETY PACK
Cruise control	SAFETY PACK
AEBS LDWS	OPTIONAL

W – FACTOR



W – Monocoque Cabin in fiberglass 100% waterproof – winterproof – hailproof SERIE	SERIE
W – Monocoque Cabin Automotive Design – Made in Italy SERIE	SERIE
W – Load bearing walkable roof 100% hailproof SERIE	SERIE
W – Entry door in fibreglass, flush-finish design with XL dustbin SERIE	SERIE
W – External doors in fiberglass flush finish design SERIE	SERIE
W – External lockers in fiberglass insulated SERIE	SERIE
W – Retractable hinges THIRD on entry-door and all external lockers SERIE	SERIE
W – Safety Block System Centralized lock for all external doors via remote control SERIE	WINGAMM PACK
W – Customized engine-start key SERIE	SERIE
W – Floor Comfort System Heated floor The ultimate-winter protection SERIE	SERIE
W – Freshwater and Greywater tank insulated and heated Winterproof SERIE	SERIE
W – Garage X-Trafit A double shell in solid fiberglass completely heated SERIE	SERIE
W – External rear locker in solid fiberglass insulated and heated Integrated in the rear bumper SERIE	SERIE
W – Acoustic Comfort System The Wingamm Sound of Silence SERIE	SERIE
W – ERGONOMIC INTERIOR ITALIAN DESIGN SERIE	SERIE
W – Longitudinal double drop-down-bed 350 Kg Patented	SERIE
W – NO VIBRATION CONCEPT special furniture gluing-system ensures significantly less road noise & external noise SERIE	SERIE

W – FEATURES



FRONT CABIN

Front cabin CAPTAIN CHAIRS with armrests, swivelling	DESIGN PACK
Automotive-cover for driver and passenger seat	DESIGN PACK
Wingamm carpet for frontcabin	WINGAMM PACK
Wingamm carpet for entrydoor	WINGAMM PACK
Thermic Windscreen curtain	SERIE
No step between front cabin and living area	SERIE

LIVING AREA | space – comfort – functionality

Minimal chic Design and brilliant color references for a comfortable and functional living area	SERIE
Wingamm meticulous use of space ensures comfort and functionality	SERIE
Special furniture gluing-system ensures significantly less road noise & external noise	SERIE
Spacious and comfortable "L" shaped dinette a bright sharing area	SERIE
Oval king size table with sliding system and 360° rotation	SERIE

W – FEATURES



PERFECT SLEEP SYSTEM | for a deep and restorative sleep

Longitudinal double drop-down-bed 350 Kg Patented	SERIE
---	-------

Cold-foam Mattress with MEMORY FOAM top and Silver Protection offering uncompromising comfort and support all night long	SERIE
--	-------

Soft zip-off cover, washable	SERIE
------------------------------	-------

Wooden slats for double bed	SERIE
-----------------------------	-------

Large cupboards at the side of the drop-down-bed almost all accessible from the bed as well	SERIE
---	-------

KITCHEN | A great italian passion

The kitchen block is functional, and well equipped with a touch of Italian design of the highest quality	SERIE
--	-------

Kitchen wall is made of washable, splashproof fiberglass	SERIE
--	-------

Large fiberglass sink	SERIE
-----------------------	-------

High single-lever mixer in chrome brass	SERIE
---	-------

2 burners gas cooker with electronic ignition and glass cover	SERIE
---	-------

Absorption refrigerator	SERIE
-------------------------	-------

Kitchen work-surface well lighted from the under-cabinet LED light	SERIE
--	-------

Many drawers all completely removable	SERIE
---------------------------------------	-------

Drawers provided with SOFT CLOSE System	SERIE
---	-------

Dometic Gas Oven 20Lt	OPTIONAL
-----------------------	----------

Cutting board cover for sink	OPTIONAL
------------------------------	----------

W – FEATURES



THE SHAPES OF LIGHT

The LED technology meets the Italian design	SERIE
2 LED spots over the drop-down-bed	SERIE
Under-cabint LED lights provided with dimmer for the intensity adjust	SERIE
LED spot-lights with touch control to switch from the day white light to the blue night light	SERIE
LED external lamp	OPTIONAL
LED Blue light underneath the entry step It turns on automatically when the door opens	SERIE

WINDOWS AND HATCHES | Plenty of daylight and fresh air

Seitz S7 windows with elegant aluminum frame, flush-glass and multi-block safety lock	SERIE
Contemporary pleated blinds and roll-up mosquito net on all windows and roofwindows	SERIE
Blinds for chassis cab windows	WINGAMM PACK
Panoramic Sky View roof above the drop-down bed with pleated blind and roll-up mosquito net	SERIE
Mosquito net at the entrydoor	WINGAMM PACK
Seitz Miniheki hatches pleated blinds and roll-up mosquito net	SERIE
King-size dustbin at the entry door easy open system	WINGAMM PACK
Easy access thanks to the lowered COUPÉ inside step	SERIE

W – FEATURES



MY SPA

Shower column "Ardesia design" Backlit	SERIE
Height adjustable hand shower on chromed bar	SERIE
Shower tray in elegant and solid fiberglass	SERIE
Waterproof shower platform "Ardesia Design"	OPTIONAL
Adjustable ceramic cassette toilet	SERIE
Sink in solid fiberglass – surprising dimensions	SERIE
Sink and shower mixers both in chromed brass	SERIE
Cupboard under sink with chromed toilet paper holder	SERIE

WATER SYSTEM

High performance SHURFLO pressostatic water pump with very little maintenance	SERIE
Fresh watertank and waste watertank insulated and heated	SERIE
Tanks Drain valves in antifreeze and heated position	SERIE

HEATED SYSTEM

Truma Combi Heater Gas 4E HYBRID	SERIE
Truma CP-Plus digital control panel for heating control	SERIE
W-Floor Comfort System Heated floor Winterproof	SERIE
Truma Gas Regulator, DuoControl with crash-sensor – filling level indication and automatic gas-bottle switching	SERIE

W – FEATURES



ELECTRIC SYSTEM

Multifunction digital control panel above the entrance door	SERIE
Automotive concept for the Service Unit underneath the passenger seat it is provided with service battery electronic switching charger 16A RelèBox Fuses box easily accessible from the passenger seat bottom	SERIE
12V/220V/USB power outlet	SERIE
220V power outlet inside the toilette cabinet	WINGAMM PACK
Electric step at the entrydoor provided with safety alarm system	WINGAMM PACK
Solar panel	OPTIONAL
3LION – Battery LiFePo4 12V-100Ah with BMS of 100A Charger DC-DC 12V-40A ENERGY METER 12V-150A: control panel	OPTIONAL

INFOTAINMENT

TV PACK: SAT- antenna, TV-support and TV LED	OPTIONAL
MEDIA PACK 1: Radio DOPPIO DIN and Reversing Camera	OPTIONAL
MEDIA PACK 2: Naviceiver and Reversing Camera	OPTIONAL
ALARM SYSTEM + GPS	OPTIONAL
Truma i-Netbox	OPTIONAL

VERANDA

FIAMMA F45S awning 2,6 MT	OPTIONAL
Special Alu Profile for Wingamm	OPTIONAL

STANDARD COLORS REFERENCES

WINGAMM ITALIAN STYLE



FABRIC
MOWINGUI





INTERIOR
SAHARA



OPTIONAL DOLOMITI WINGAMM ITALIAN STYLE



OPTIONAL COSTIERA WINGAMM ITALIAN STYLE



OPTIONAL METROPOLI WINGAMM ITALIAN STYLE



CONTACTS

Wingamm Group SRL

VAT number: 00654240233

Via Nassar, 40
SS12 Brenner 37026
Settimo di Pescantina (VR)

+39 045 6750108
info@wingamm.com

