

# BROWNIE

## CATALOG




**WINGAMM**

THE NEW DIMENSION OF TRAVELLING

# THE FREEDOM AND SPACE THAT SPORTY TRAVELERS NEED



Daytime layout



Nighttime layout

Only Wingamm's mastery in the exploitation of interior spaces made it possible to create this semi-integrated model that has no comparison on the market.

The fiberglass monocoque body, with a new decisive, muscular and sporty line, is combined with the Fiat Ducato engine with very light Al-Ko low frame, with independent wheel suspension, widened track and torsion bar longitudinal axle with special double-acting shock absorbers .

Low center of gravity, very small overhang and breathtaking performance for traveling in total safety, even in the city center, and parking anywhere.

Inside, in front of the dinette is the kitchen block with superbly organized spaces, to always have everything at hand. The toilet has widths and finishes unmatched for the segment. **The perfect balance between elegance and functionality.**

# WINGAMM BROWNIE 5.8 GL

## TECHNICAL FEATURES

Sleeps **4 people**

Length **5.890 mm**

Rear overhang **1.300 mm**

Wheelbase **3.643 mm**

Travel seats **4 people**

**FIAT DUCATO EURO 6D Final**

Total Mass **3.500 Kg**

Turning circle **13.20**



# FEATURES

Brownie features two completely separate sleeping areas: the front drop-down bed and the rear bunk beds. The walls of the rear area are made of fiberglass-double shell, heated with our special X-Trafit system; maximum thermal comfort for an incomparable rest.

## 01 / REAR GARAGE

If you are travelling in two or three and the lower rear bed is not needed, the bunk beds, with a simple gesture, turn into a large garage compartment for the transport of bikes, scooters, camping equipment and everything you need for holiday en plein air.





## 02 / KITCHEN BLOCK

The entrance door is central; the kitchen unit extends immediately to the right up to the passenger seat, essential and functional, it is complete with a 2-burner hob with flush-top lid and 96-liter trivalent refrigerator.




## 03 / BED UP-AND-OVER

The wingamm patented double longitudinal fold-down bed is quick and easy to use and comes complete with wooden slats and memory-foam mattress. The side wall units remain usable also from the drop-down bed.

## 04 / TOILET COMPARTMENT

The centrally located toilet compartment is made of solid fiberglass and HPL laminate in the bright Toucher reference. The sink console in solid ivory-colored fiberglass amazes for its size. The shower corner is separated with shower rod and independent single-lever mixer. Ceramic toilet.



## OPT / GRAND-GARAGE

The Grand-Garage variant significantly modifies the rear area of Brownie where in the standard version, we have bunk beds. The Grand-Garage provides for the elimination of the bunk beds and the closure of the rear area, which becomes a large garage space from floor to ceiling, all made of heated X-Trafit System fiberglass.

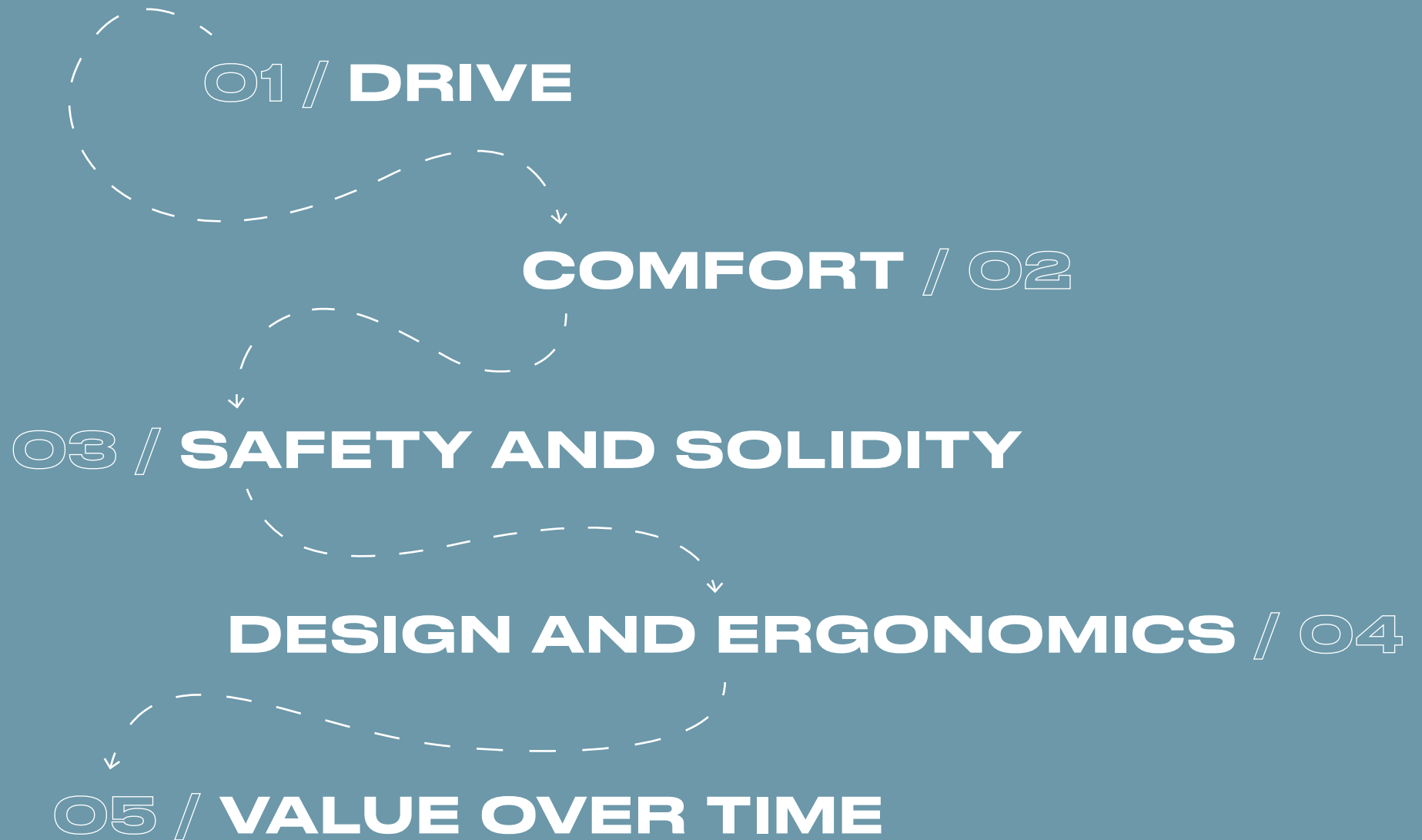
It is equipped with a series of hanging cabinets both on the side walls above the external doors and on the rear wall above the window. A door at eye level gives the possibility to access the garage compartment from the living area. A truly sporty version of Brownie aimed at the most active tourists!



# OPT / DINETTE "L"

Brownie is offered as standard with a classic double dinette and a central table attached to the left wall of the vehicle. On request, Brownie can be made with an "L" shaped dinette to give more space to the living area. Instead of the two sofas, facing each other, an "L" shaped dinette is installed with a refined rectangular table complete with translator. For this variant, swiveling cab seats are supplied as standard to complete the dinette.





**WHY CHOOSE WINGAMM**



# O1 // DRIVE

Our vehicles are a concentrate of design, practicality and driving pleasure: a real second home that accompanies you where other campers don't dare! An agile and silent driving experience by limiting vibrations and pitching to the maximum.



Having tried a Wingamm, there is no turning back: the silence, the comfortable climate, the welcoming environment, the pleasure of driving, the convenience of getting anywhere.

# O2 // COMFORT





## 03 / SAFETY AND SOLIDITY

Wingamm motorhomes are unique in terms of safety and longevity thanks to the distinctive fiberglass monocoque that guarantees thermal comfort, silence, impermeability and robustness unmatched compared to traditional paneled motorhomes.



We design and manufacture all custom-made furnishings for each individual model, optimizing liveability and functionality to the maximum. Continuous research and investment in ergonomic and functional solutions in order to ensure maximum habitability in more compact and manageable campers than the competition.

## 04 / DESIGN AND ERGONOMICS

## 05 / VALUE OVER TIME

The official Eurotax price lists show how the Wingamm second hand is highly sought after and has the best performance in maintaining value over the years compared to the competition. In fact, the first models produced more than 40 years ago are still in circulation and, thanks to the fiberglass body and the quality of the product, they still have perfectly comfortable and functional cockpits.



# TECHNICAL DETAILS(1/2)



External length	MM	5.890
External width	MM	2.190
External height	MM	2.750
Internal height	CM	199
No. of axles	N.	2
Wheelbase	MM	3.643
Rear overhang	MM	1.300
Steering radius	MT	13,20
Monocoque thickness	MM	30
Floor thickness	MM	40
Overall maximum weight	KG	3.500
Weight in running order	KG	2.747
Payload	KG	753
Wheels size		16"
Garage door – Height and width (left side)	MM	670 x 470
Garage door – Height and width (right side)	MM	1172 x 672
Garage internal dimensions	CM	120 x 89 / 70
External rear motorbike rack payload Kg 150 (Optional)	KG	150
Towbar payload (Optional)	KG	2.000
3 points seatbelts	N.	4

Approved number of places	N.	4
Number of beds	N.	4
Longitudinal Drop-down bed dimensions	CM	197 × 134
Height over the drop-down-bed	CM	80
Front beds dimensions	CM	—
Rear beds dimensions	CM	203 × 86 / 70 193 × 86/70
Mattress thickness (drop-down bed – rear beds)	CM	10 // 10
Absorption refrigerator	LT	95
2 burners gas cooker with electronic ignition and glass cover		1
Oval king size table with sliding system and 360° rotation	MIS	—
High performance SHURFLO pressostatic water pump with very little maintenance	LT	7 / MIN
Fresh watertank insulated and heated	LT	100
Waste watertank insulated and heated	LT	100
SWITCHING battery charger	AH	16
12V / 220V / USB power outlet	N.	2
Seitz S7 windows with elegant aluminum frame, flush-glass and multi-block safety lock	N.	4
Seitz Miniheki hatches pleated blinds and roll-up mosquito net	N.	2
Seitz MiDiheki hatches pleated blinds and roll-up mosquito net	N.	0
Panoramic Sky View roof above the drop-down bed with pleated blind and roll-up mosquito net	N.	1
Gasbottles	N.	1
Truma Gas Regulator, MonoControl with crash-sensor filling level indication and automatic gas-bottle switching		1

# TECHNICAL DETAILS (2/2)



POWER ENGINE	2.3 JTD 140 CV EURO 6D FINAL
Front wheel drive	SERIE
Extended width of the rear axle 1980 mm	SERIE
Reinforced suspension	ALKO chassis
Alloy wheels 16"	SAFETY PACK
TPMS (Tyre Pressure monitoring System)	SAFETY PACK
Front mudguard	DESIGN PACK
Fix & Go	SERIE
Manual gearbox 6 gears	SERIE
AUTOMATIC gearbox AT9 – 9 gears – OPT	OPTIONAL
Hydraulic power steering	SERIE
Body paint   Bianco 549	SERIE
External door handles in body-color   White 549	DESIGN PACK
Bumper and SKY VIEW frame in body-color   White 549	DESIGN PACK
Fuel tank + AD Blue tank	90 LT
Driver AIRBAG	SERIE
Passenger AIRBAG	SAFETY PACK
TRACTION PLUS (ESP/ASR/Hill Holder/LACK)	SAFETY PACK
Cruise control	SAFETY PACK
AEBS   LDWS	OPTIONAL

DRL A LED	SAFETY PACK
Foglights	SAFETY PACK
Centralized locking system	SERIE
Electric windows	SERIE
Electric external mirrors	COMFORT PACK
Automatic AirConditioning	COMFORT PACK
Thermic glasses	SERIE
Radio preparation with loudspeakers	COMFORT PACK
Radio Antenna integrated on the external mirror	COMFORT PACK
Front cabin CAPTAIN CHAIRS with armrests, swivelling	DESIGN PACK
Leather steeringwheel	COMFORT PACK
Dashboard TECHNO	DESIGN PACK
CUPHOLDER	DESIGN PACK

# W – FACTOR



W – Monocoque Cabin in fiberglass   100% waterproof – winterproof – hailproof	SERIE
W – Monocoque Cabin Automotive Design – Made in Italy	SERIE
W – Load bearing walkable roof   100% hailproof	SERIE
W – Entry door in fibreglass, flush-finish design with XL dustbin	SERIE
W – External doors in fiberglass flush finish design	SERIE
W – External lockers in fiberglass insulated	SERIE
W – Retractable hinges THIRD on entry-door and all external lockers	SERIE
W – Safety Block System   Centralized lock for all external doors via remote control	WINGAMM PACK
W – Customized engine-start key	SERIE
W – Floor Comfort System   Heated floor   The ultimate-winter protection	–
W – Freshwater and Greywater tank insulated and heated   Winterproof	SERIE
W – Garage X-Trafit   A double shell in solid fiberglass completely heated	SERIE
W – External rear locker in solid fiberglass insulated and heated   Integrated in the rear bumper	–
W – Acoustic Comfort System   The Wingamm Sound of Silence	SERIE
W – ERGONOMIC INTERIOR ITALIAN DESIGN	SERIE
W – Longitudinal double drop-down-bed   350 Kg Patented	SERIE
W – NO VIBRATION CONCEPT   special furniture gluing-system ensures significantly less road noise & external noise	SERIE



# W – FEATURES



## FRONT CABIN

Front cabin CAPTAIN CHAIRS with armrests, swivelling	DESIGN PACK
Automotive-cover for driver and passenger seat	DESIGN PACK
Wingamm carpet for frontcabin	WINGAMM PACK
Wingamm carpet for entrydoor	WINGAMM PACK
Thermic Windscreen curtain	SERIE
No step between front cabin and living area	—

## LIVING AREA | space – comfort – functionality

Minimal chic Design and brilliant color references for a comfortable and functional living area	SERIE
Wingamm meticulous use of space ensures comfort and functionality	SERIE
Special furniture gluing-system ensures significantly less road noise & external noise	SERIE
Spacious and comfortable "L" shaped dinette   a bright sharing area	OPTIONAL
Oval king size table with sliding system and 360° rotation	—
Rectangular king size table with sliding system and 360° rotation	SERIE

# W – FEATURES



## **PERFECT SLEEP SYSTEM |** for a deep and restorative sleep

Longitudinal double drop-down-bed   350 Kg Patented	SERIE
Cold-foam Mattress with MEMORY FOAM top and Silver Protection offering uncompromising comfort and support all night long	SERIE
Soft zip-off cover, washable	SERIE
Wooden slats for double bed	SERIE
Large cupboards at the side of the drop-down-bed   almost all accessible from the bed as well	SERIE
Slats for bunk beds – cm 90x200	OPTIONAL

## **KITCHEN |** A great italian passion

The kitchen block is functional, and well equipped with a touch of Italian design of the highest quality	SERIE
Kitchen wall is made of washable, splashproof fiberglass	SERIE
Steel sink	SERIE
High single-lever mixer in chrome brass	SERIE
2 burners gas cooker with electronic ignition and glass cover	SERIE
Absorption refrigerator	SERIE
Kitchen work-surface well lighted from the under-cabinet LED light	SERIE
Many drawers all completely removable	SERIE
Drawers provided with SOFT CLOSE System	—
Dometic Gas Oven 20Lt	OPTIONAL
Sink cover	OPTIONAL

# W – FEATURES



## THE SHAPES OF LIGHT

The LED technology meets the Italian design	SERIE
2 LED spots over the drop-down-bed	SERIE
Under-cabint LED lights provided with dimmer for the intensity adjust	SERIE
LED spot-lights with touch control   to switch from the day white light to the blue night light	SERIE
LED external lamp	OPTIONAL
LED Blue light underneath the entry step   It turns on automatically when the door opens	—
Pair of reading spotlights for bunk beds	SERIE

## WINDOWS AND HATCHES | Plenty of daylight and fresh air

Seitz S7 windows with elegant aluminum frame, flush-glass and multi-block safety lock	SERIE
Contemporary pleated blinds and roll-up mosquito net on all windows and roofwindows	SERIE
Panoramic Sky View roof above the drop-down bed with pleated blind and roll-up mosquito net	SERIE NEW!
Mosquito net at the entrydoor	WINGAMM PACK
Seitz Miniheki hatches pleated blinds and roll-up mosquito net	SERIE
King-size dustbin at the entry door   easy open system	WINGAMM PACK
Easy access thanks to the lowered COUPÉ inside step	—
Blinds for chassis cab windows	WINGAMM PACK

# W – FEATURES



## MY SPA

Shower column "Ardesia design"   Backlit	—
Height adjustable hand shower on chromed bar	SERIE
Shower tray in elegant and solid fiberglass	SERIE
Waterproof shower platform "Ardesia Design"	OPTIONAL
Adjustable ceramic cassette toilet	SERIE
Sink in solid fiberglass – surprising dimensions	SERIE
Sink and shower mixers both in chromed brass	SERIE
Cupboard under sink with chromed toilet paper holder	SERIE

## WATER SYSTEM

High performance SHURFLO pressostatic water pump with very little maintenance	SERIE
Fresh watertank and waste watertank insulated and heated	SERIE
Tanks Drain valves in antifreeze and heated position	SERIE

## HEATED SYSTEM

Truma Combi Heater Gas 4E   HYBRID	SERIE
Truma CP-Plus digital control panel for heating control	SERIE
W-Floor Comfort System   Heated floor   Winterproof	NOT AVAILABLE
Truma Gas Regulator, MonoControl with crash-sensor – filling level indication and automatic gas-bottle switching	OPTIONAL

# W – FEATURES



## ELECTRIC SYSTEM

Multifunction digital control panel above the entrance door	SERIE
Automotive concept for the Service Unit underneath the passenger seat   it is provided with service battery   electronic switching charger 16A   RelèBox   Fuses box easily accessible from the passenger seat bottom	SERIE
12V/220V/USB power outlet	SERIE
220V power outlet inside the toilette cabinet	WINGAMM PACK
Electric step at the entrydoor provided with safety alarm system	WINGAMM PACK
Solar panel	OPTIONAL
3LION – Battery LiFePo4 12V-100Ah with BMS of 100A   Charger DC-DC 12V-40A   ENERGY METER 12V-150A : control panel	OPTIONAL

## INFOTAINMENT

TV PACK: SAT- antenna, TV-support and TV LED	OPTIONAL
MEDIA PACK 1: Radio DOPPIO DIN and Reversing Camera	OPTIONAL
MEDIA PACK 2: Naviceiver and Reversing Camera	OPTIONAL
ALARM SYSTEM + GPS	OPTIONAL
Truma i-Netbox	OPTIONAL

## VERANDA

FIAMMA F45S awning 3 MT	OPTIONAL
Wingamm Special Profile in fiberglass	OPTIONAL

# STANDARD COLORS REFERENCES

## WINGAMM ITALIAN STYLE


**FABRIC**  
**MOWINGUI**





**INTERIOR**  
**TOUCHER**



# OPTIONAL DOLOMITI WINGAMM ITALIAN STYLE



# OPTIONAL COSTIERA WINGAMM ITALIAN STYLE





# OPTIONAL METROPOLI WINGAMM ITALIAN STYLE



# CONTACTS

## Wingamm Group SRL

VAT number: 00654240233

Via Nassar, 40  
SS12 Brenner 37026  
Settimo di Pescantina (VR)

+39 045 6750108  
[info@wingamm.com](mailto:info@wingamm.com)

